


Clips & Fixings

Clips




| Product | Aluminium Alloy Nail Size | Tile Clip | Verge Clip | Eave Filler |
|----------------------------|---------------------------|------------|---------------|-------------|
| Double Roman | 40mm x 3.35mm | Commercial | D.Rom/Pennine | Yes |
| Grampian | 50mm x 3.35mm | Commercial | Gramp/High | - |
| Highland | 50mm x 3.35mm | Commercial | Gramp/High | - |
| Pennine | 40mm x 3.35mm | Commercial | D.Rom/Pennine | Yes |
| Lothian 145 | 40mm x 3.35mm | Natural | Natural | - |
| Galloway | 40mm x 3.35mm | Natural | Natural | - |
| Lothian | 40mm x 3.35mm | Natural | Natural | - |
| Moray | 40mm x 3.35mm | Natural | Natural | - |
| Polden | 40mm x 3.35mm | Natural | Natural | - |
| Plain Tile | 38mm x 2.65mm | - | - | - |
| Natural Range Tile Clip | 65mm x 3.35mm | - | - | - |
| Commercial Range Tile Clip | 65mm x 3.35mm | - | - | - |

Notes

- In some cases the fixing specification may require the use of anular ring shank or stainless steel nails
- Fixing Specifications are available at www.russellrooftiles.co.uk/fixing-specification

Clips & Fixings


Natural Range Tile Clip



The **Natural Range Tile Clip** is clipped onto the interlock of the tile and then fixed into the batten below using a 65mm x 3.35mm aluminum clout nail (not supplied).

Commercial Range Tile Clip

The **Commercial Range Tile Clip** is clipped onto the interlock of the tile and then fixed into the batten below using a 65mm x 3.35mm aluminum clout nail (not supplied).



Using Tile Clips at the eaves



At the eaves the tile clips can be cut short and clout nail fixed through the hole in the face of the clip arm, ensuring that there is a minimum 20mm of penetration into the timber fascia board.